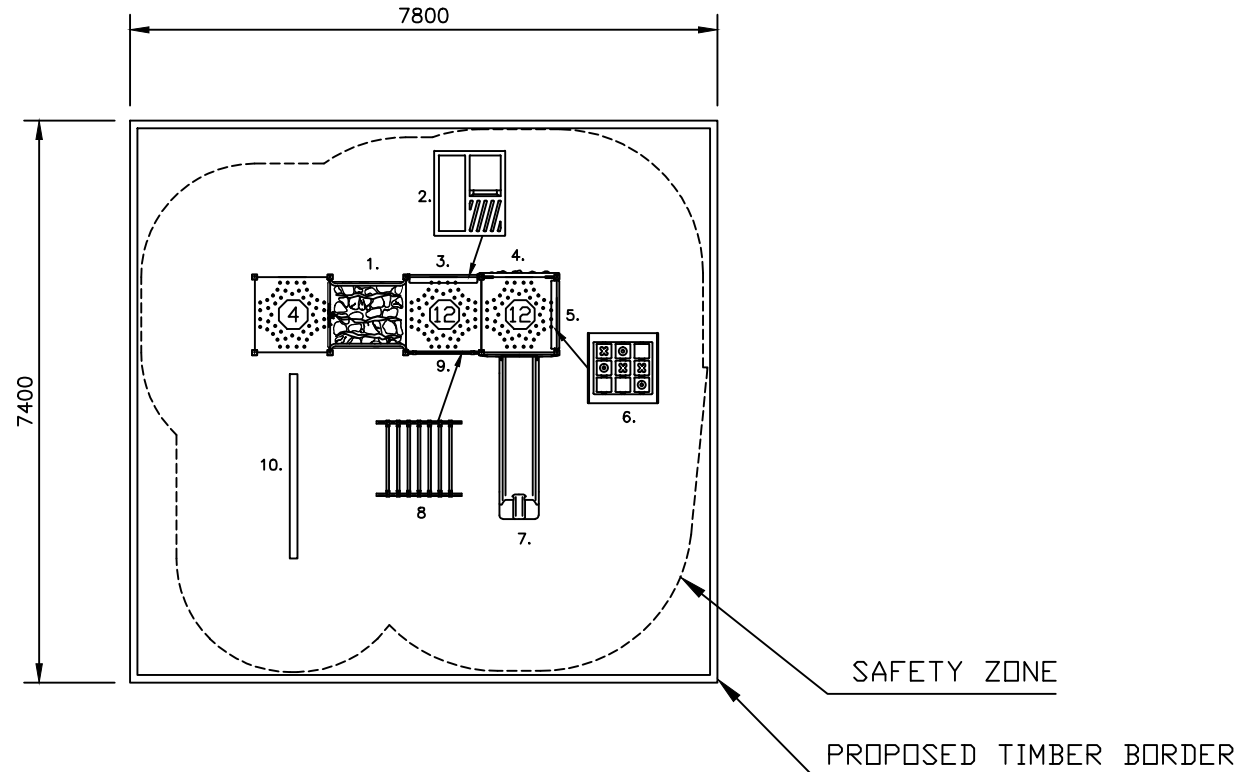
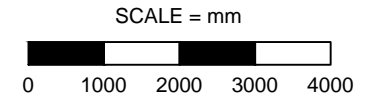



1. ROCKY RAMBLE DK-DK 800
2. SHOP FRONT PANEL (UNDER)
3. PLASTIC OBLIQUE PANEL
4. ROCKWALL CHALLENGE 1200
5. PLASTIC OBLIQUE PANEL
6. NAUGHTS & CROSSES PANEL (UNDER)
7. CATERPILLAR SLIDE 1200 (NO HOOD)
8. SQUEEZE BARS (UNDER)
9. EDU/PICTURE PANEL
10. BALANCE BEAM



DO NOT SCALE



APPROX AREA (sq.m.): 54.8 APPROX PERIMETER (lin.m.): 29.6

SCHOOL RANGE 2012
SMALL UNIT
—

DRAWING No.:SR02	REV: A
DRN: B.Crichton	SCALE 1:100
DATE: 29/02/12	SHEET 1 OF 1
	SIZE A4

- Heights above Playground surface are shown on decks and all play equipment. is. Ⓞ = 400mm
- Impact absorbing ground cover is required under and around all play equipment.
- The min. recommended fall zone around the entire play structure is shown. This zone is to be free of all tripping or collision hazards (ie. roots, rocks, border material, etc).
- Site layout and dimensions are subject to verification prior to installation.
- Dimensions in millimetres unless stated otherwise.

