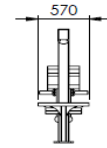
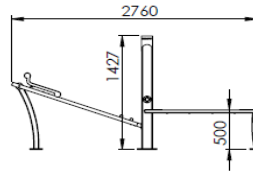
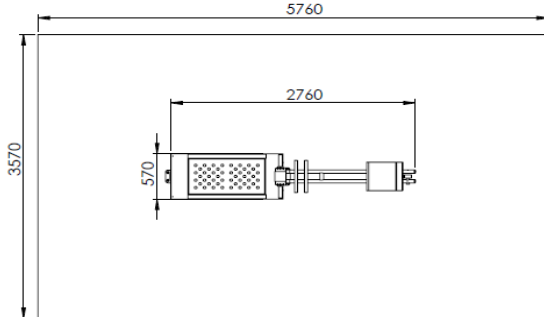
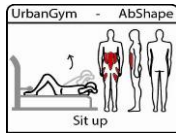
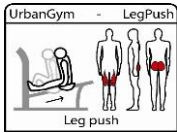
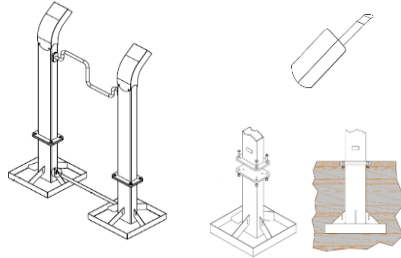
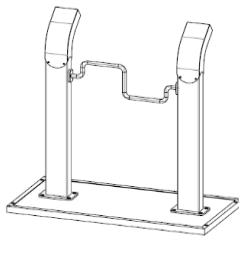
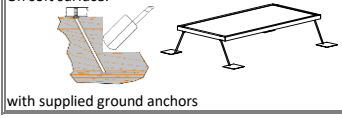
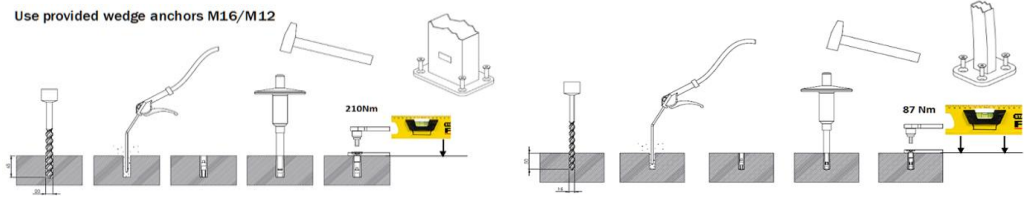


Technical information Denfit Gym Combi 8

LegPush / AbShape



Equipment	The basic exercises are leg pushing and sit ups, follow the instruction pictograms. Many alternative exercises are possible. Check out the QR code that leads to all training possibilities.		
Accessories	Sticker with instruction pictogram and QR code		
Material	All main posts hot dipped galvanized and powder coated (in many different RAL colours) steel. The straight top is of stainless steel 304 ceramic pearled. Other steel parts (seat, handles, frames) hot zinc flame sprayed and textured powder coated in Noir Sablé. Tubes stainless steel 304 ceramic pearled. Optional floor is hot dipped galvanized and covered with wet pour in black. The installation frames are of hot dipped galvanized steel.		
Dimensions material	Main post: 100 x 100 x 4 mm Square tubes: 60 x 40 x 3 mm Round tubes/handles: Ø 33,7 x 3 mm Floor frame: 60 x 40 x 3 mm covered with 10-15 mm wet pour Floor: 4000 x 1000 x 60 mm		
Dimensions equipment	Height: 1427 mm	Length: 2760 mm	Width: 570 mm
Area of movement	20,5m ²		
Fall protection	No fall protection is needed		
Assembly	Preassembled sections		
Free height of fall	840 mm		
intended for	adults and youth > 1400 mm		
max. user weight	120 kg		
Anchoring	On installation frame in the ground no fluid concrete needed 	Installation on own floor plate 	On soft surface:  with supplied ground anchors on concrete: With supplied wedge anchors on tarmac: use chemical injection system and threaded rod NOT SUPPLIED!
	Installation without own floor directly on concrete (not tarmac) installation without own floor directly on tarmac is not possible Use provided wedge anchors M16/M12 		
Certification:	EN 16630:2015 for permanently installed outdoor fitness equipment		
Notice:	Not intended for children < 1400mm. The Denfit Gym equipment should not be used if you are suffering from physiological problems. Avoid exaggerated physical exhaustion. In case of doubt please contact your doctor before use. Inspect the equipment before use. Don't use it if it appears damaged or inoperable.		