
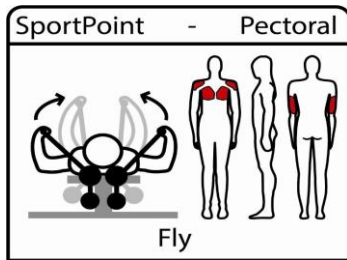
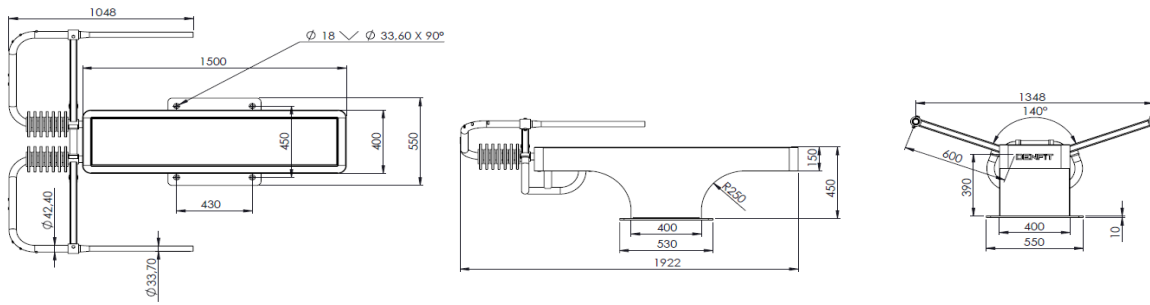
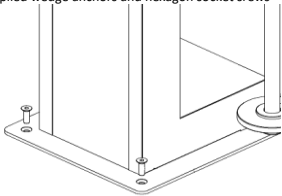
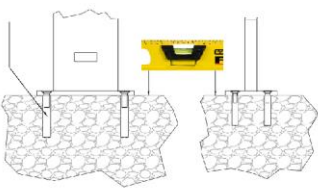
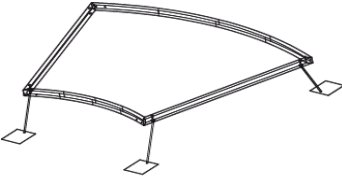
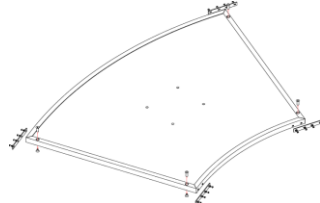


## Technical information Professional SportPoint - Pectoral



<b>Pectoral</b>	The basic exercise is Fly, follow the instruction pictogram. Many alternative exercises are possible on the Pectoral. Check out the QR code that leads to all training possibilities.
<b>Accessories</b>	Sticker with instruction pictogram and QR code
<b>Material</b>	Bench and posts hot zinc flame sprayed protected and Gris Sable 2400 textured powder coated steel. The beams are stainless steel 304, ceramic pearled. Inlay part and tops textured powder coated steel plate in many different colours. Floor parts are hot dipped galvanized and coated with 10-15 mm black wet pour.
<b>Dimensions material</b>	Round tubes/handles: $\varnothing 42,4 \times 3 \text{ mm}$ / $\varnothing 33,7 \times 3 \text{ mm}$ Floor: 2400 x 1720 x 60 mm
<b>area of movement</b>	22,3 m <sup>2</sup> . This does not apply when Sportpoint floors are connected.
<b>fall protection</b>	not needed
<b>Weight:</b>	Product: 89 kg (incl. weights) Floor = 155 kg
<b>Assembly</b>	Preassembled sections - Optional: mounted on own floor
<b>free height of fall</b>	500 mm
<b>intended for</b>	adults and youth > 1400 mm
<b>weights</b>	each side has 6 adjustable weights of 2 kg per piece
<b>weights prison version</b>	each side has 4 adjustable weights of 5 kg per piece
<b>Asian version</b>	each side has 5 adjustable weights of 2 kg per piece and the product is smaller, please check the drawings on the stack
<b>max. user weight</b>	120 kg

<b>Anchoring</b>	<b>Installation directly on concrete (not tarmac)</b> Use supplied wedge anchors and hexagon socket screws	
		

	<b>Installation on own floor part</b> in soft surface	<b>on concrete: with supplied wedge anchors and screws</b> <b>on tarmac: with chemical anchoring (not supplied)</b>
		

<b>Certification:</b>	When 3 or more floors are connected no anchoring into the ground is needed EN16630:2015 - for permanently installed outdoor fitness equipment
<b>Notice:</b>	Not intended for children < 1400 mm The Denfit Professional equipment should not be used if you are suffering from physiological problems. Avoid exaggerated physical exhaustion. In case of doubt please contact your doctor before use. Inspect the equipment before use. Don't use it if it appears damaged or inoperable.