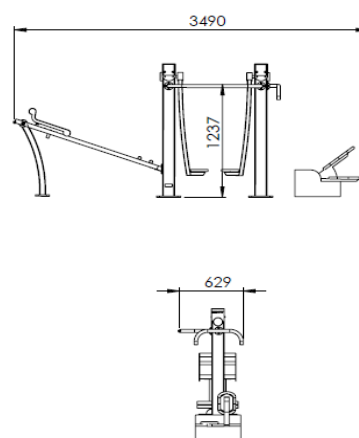
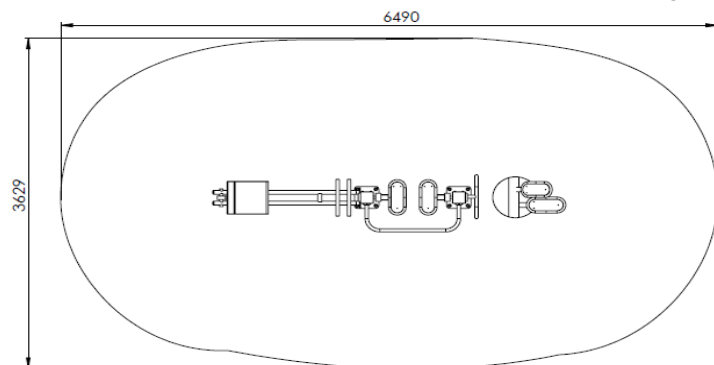
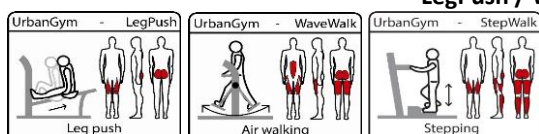
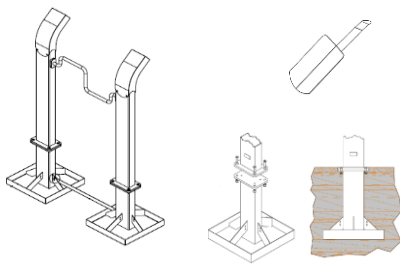
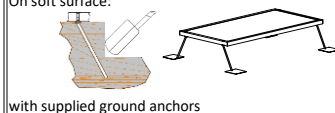


## Technical information Denfit Gym Combi 16

### LegPush / WaveWalk / StepWalk



<b>Equipment</b>	The basic exercises are leg pushing, air walking and stepping, follow the instruction pictograms. Many alternative exercises are possible. Check out the QR code that leads to all training possibilities.		
<b>Accessories</b>	Sticker with instruction pictogram and QR code		
<b>Material</b>	All main posts hot dipped galvanized and powder coated (in many different RAL colours) steel. The strait top is of stainless steel 304 ceramic pearled. Other steel parts (seat, handles, frames) hot zinc flame sprayed and textured powder coated in Noir Sablé. Tubes stainless steel 304 ceramic pearled. Optional floor is hot dipped galvanized and covered with wet pour in black. The installation frames are of hot dipped galvanized steel.		
<b>Dimensions material</b>	Main post: 100 x 100 x 4 mm Square tubes: 60 x 40 x 3 mm Round tubes/handles: Ø 33,7 x 3 mm Floor frame: 60 x 40 x 3 mm covered with 10-15 mm wet pour Floor: 4000 x 1000 x 60 mm		
<b>Dimensions equipment</b>	Height: 1465 mm	Length: 3490 mm	Width: 629 mm
<b>Area of movement</b>	23,5m <sup>2</sup>		
<b>Fall protection</b>	No fall protection is needed		
<b>Assembly</b>	Preassembled sections		
<b>Free height of fall</b>	790 mm		
<b>intended for</b>	adults and youth > 1400 mm		
<b>max. user weight</b>	120 kg		
<b>Anchoring</b>	<div> <div> <b>On installation frame in the ground</b>            no fluid concrete needed            </div> <div> <b>Installation on own floor plate</b> <div>           On soft surface:             with supplied ground anchors         </div> <div>           on concrete:            With supplied wedge anchors         </div> <div>           on tarmac:            use chemical injection system and threaded rod  <b>NOT SUPPLIED!</b> </div> </div> </div>		
<b>Certification:</b>	EN 16630:2015 for permanently installed outdoor fitness equipment		
<b>Notice:</b>	Not intended for children < 1400mm. The Denfit Gym equipment should not be used if you are suffering from physiological problems. Avoid exaggerated physical exhaustion. In case of doubt please contact your doctor before use. Inspect the equipment before use. Don't use it if it appears damaged or inoperable.		