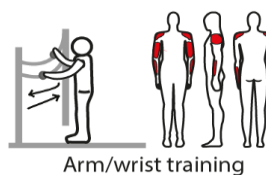
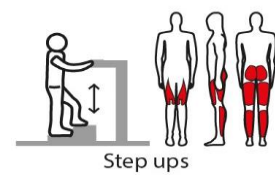
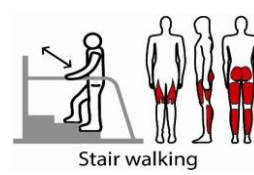
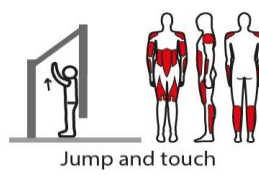
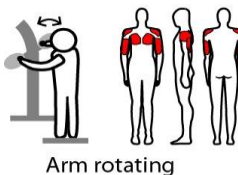
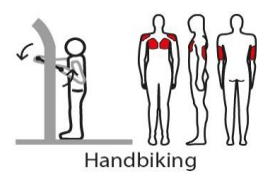
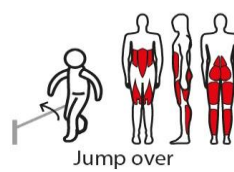
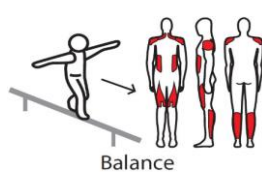
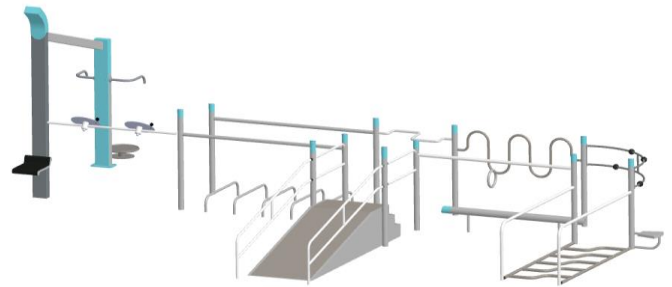
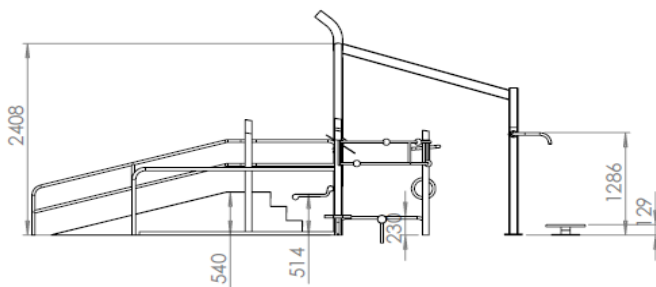
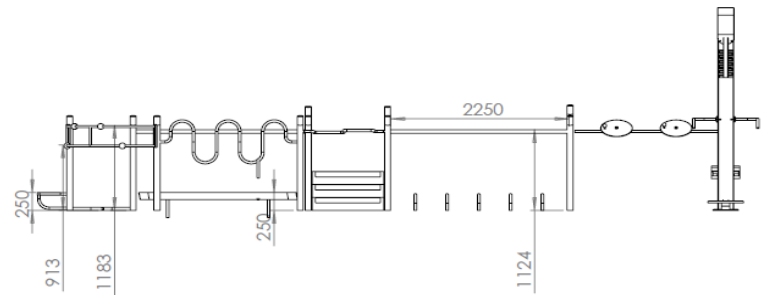
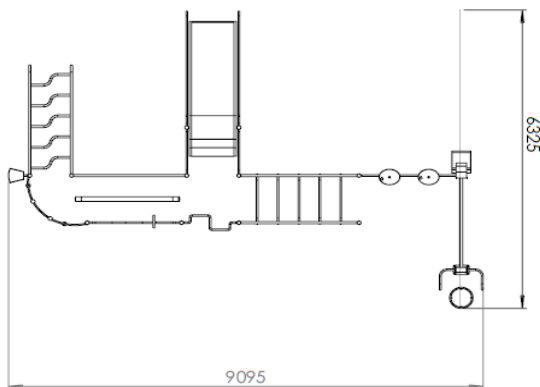


Technical information Denfit MotionPlus

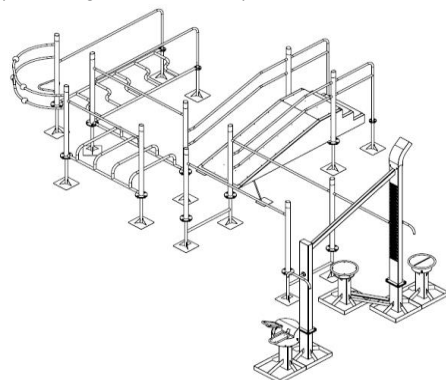


MotionPlus	The basic exercises are: Coördination walking, Balancing, Jump/Step over, Handbiking, Arm Rotating, Balancing, Jump Touch, Finger/Hand training, Stair Walking, Arm/Wrist training, Arm/Shoulder training, Step up, Stretching, follow the instruction pictogram. Many alternative exercises are possible on the MotionPlus. Check out the QR code that leads to all training possibilities. Optionally the BalanceBoard can be replaced by a Stepper or Twister. Also a Wheel can be added to the seat.
Accessories	Stickers with instruction pictogram (as shown in this sheet)
Material	Posts of hot dipped galvanized steel, texture powder coated in Gris Sablé 2400 or Noir Sablé 200 . Tops are polyester powder coated in any RAL colour. Bars of steel, hot dipped galvanized. Handles of stainless steel, seat of texture powder coated steel.
Dimensions material:	Posts: \varnothing 48,3 x 2,9 mm BalanceBoard Post: 200 x 100 x 4 mm Bars: \varnothing 101,6 x 3 mm BalanceBoard handles: \varnothing 33,7 x 3 mm Tops: \varnothing 101,6 x 3 mm Jump Touch post: 200 x 100 x 4 mm
Area of movement	112 m ²
Fall protection	not needed
Weight:	
Assembly:	Partly preassembled
Free height of fall	250 mm
intended for	adults and youth > 1400 mm
max. user weight	120 kg

Anchoring

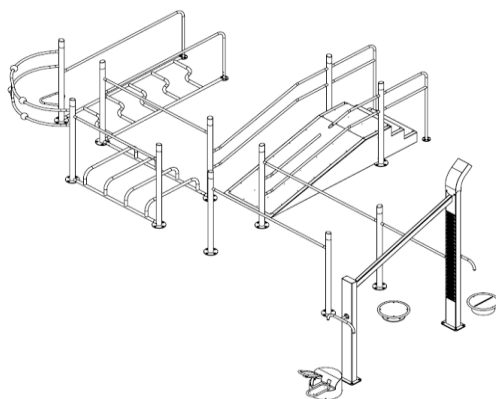
900 mm in the ground

No concrete is needed. Only when the ground contains very soft/loose sand concrete is advised for installation.



Installation directly on concrete

With a foot plate



Certification:

EN16630:2015 : for permanently installed outdoor fitness equipment

Notice:

*Not intended for children <1400 mm
The Denfit Basix equipment should not be used if you are suffering from physiological problems.
Avoid exaggerated physical exhaustion. In case of doubt please contact your doctor before use.
Inspect the equipment before use. Don't use it if it appears damaged or inoperable.*