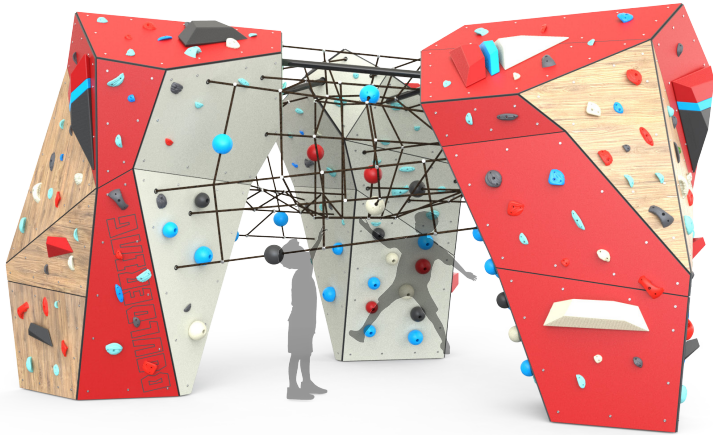



NEXUS COLOSSUS

SPECIFICATIONS





 Users
23

 Routes
18

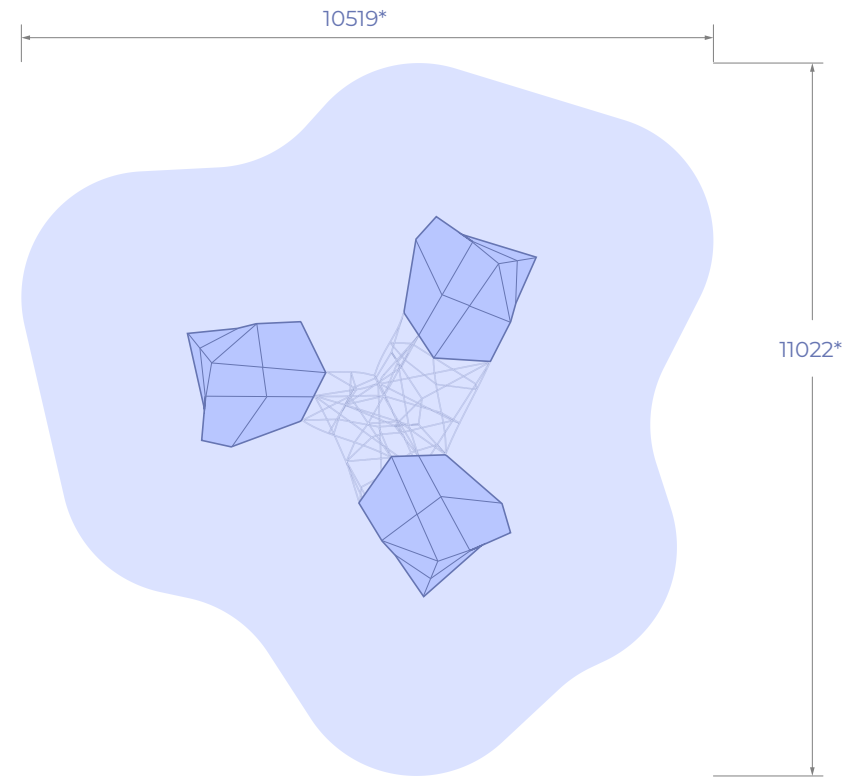
 Surface Area
50m²

 Rope
58m

 Softfall Perimeter
34m

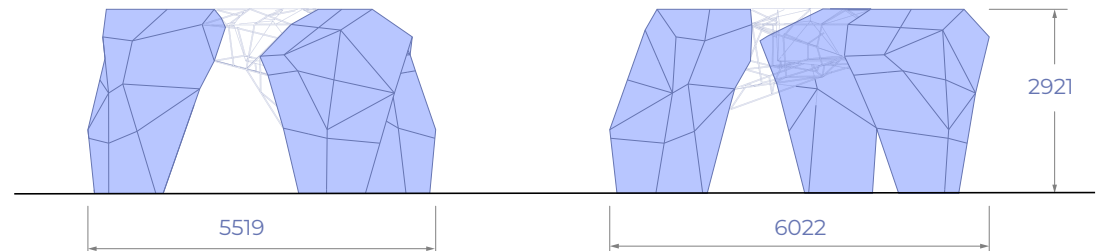
 Softfall Area
84m²

*Fallzone in shaded region. Softfall to AS 4685:1



Certified to:

- **AS1170.1** Permanent, imposed and other actions.
- **AS1170.2** Wind Actions.
- **AS4685.1** Playground Equipment and Surfacing.
- High Pressure Laminate climbing surface.
- Approximately 10 climbing holds per m².
- Stainless Steel or Galvanised Steel sub frame.
- Hot Dipped Galvanised footing.
- Route-set, designated climbing routes for all abilities.
- Custom, tamper proof fasteners.



Finalist
Product Design
2023



industrial
by nature



IBN PRODUCT SPECIFICATION 00 20250131

NEXUS COLOSSUS



Users
23



Routes
18



Surface Area
50m²



Rope
58m



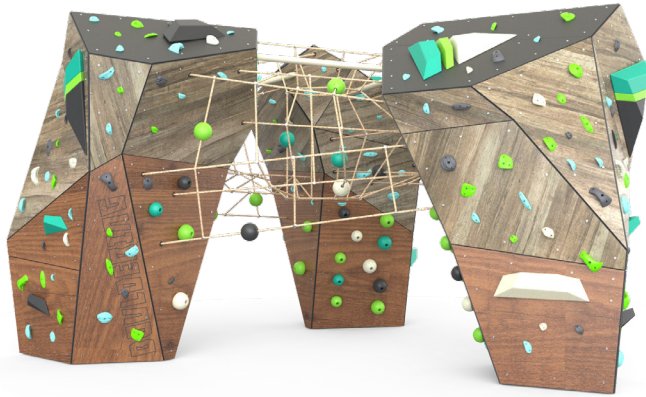
Softfall Perimeter
34m



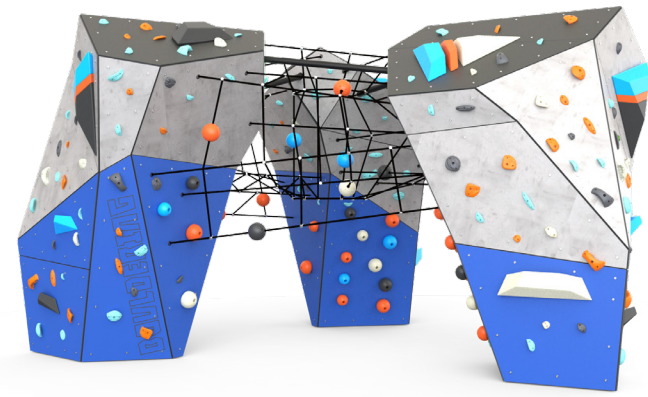
Softfall Area
84m²

*Volume sets are available in: Natural, Shell, Geometric and Torus.
Panel, Hold, and Volume colours may vary.

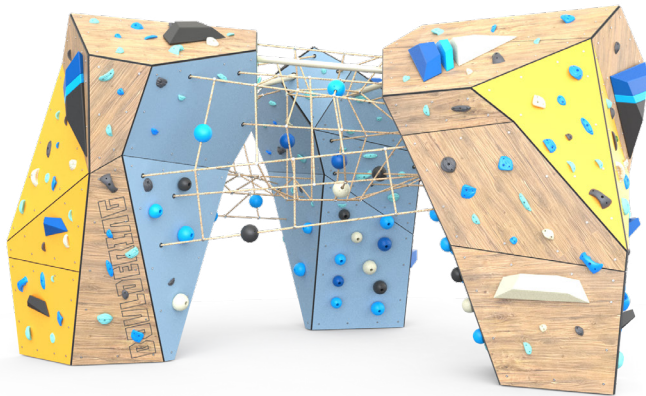
COLOUR OPTIONS



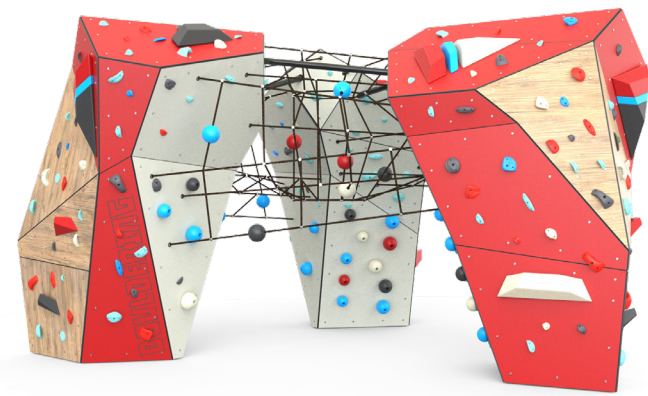
NE-C-X2



NE-C-X3



NE-C-X10



NE-C-X12



Finalist
Product Design
2023



industrial
by nature



IBN PRODUCT SPECIFICATION 00 20250131